



KUSHAL TRADELINK LTD.

CIN: L5190330200071051191

Plot No. 43, B/s. Navneet Prakashan Press,
B/h. Govt. 'G' Colony, Sukhranagar,
Gomtipur, Ahmedabad-380 023.
Phone : 22772991, Fax. : 22782670
Email : kushaltradelink@kushaltradelink.com
website : www.kushaltradelink.com

To,
Bombay Stock Exchange
P. J. Towers,
Dalal Street, Fort,
Mumbai – 400 001.

Date: 09/10/2014

Sub: Share Holding Pattern as per Clause 37 of BSE SME Listing Agreement
Ref: Kushal Tradelink Limited (BSE Scrip Code: 536170)

Dear Sir,

Pursuant to Clause 37 of SME Listing Agreement, please find herewith enclosed the Quarterly Compliance related to Share holding Pattern in the prescribed format for Quarter ended on 30TH September, 2014

Yours faithfully,

For Kushal Tradelink Limited

Khushboo Surana
Khushboo Surana
Company Secretary & Compliance Officer



Introductory sub-table (I)(a)

Name of the Company: KUSHAL TRADELINK LIMITED

Scrip Code, Name of the scrip, class of security: 536170, KUSHAL, EQUITY

Quarter ended: 30th September 2014


Partly paid-up shares:-	No. of partly paid-up shares	As a % of total no. of partly paid-up shares	As a % of total no. of shares of the company
Held by promoter/promoter group	0	0	0
Held by public	0	0	0
Total	0	0	0
Outstanding convertible securities:-	No. of outstanding securities	As a % of total no. of outstanding convertible securities	As a % of total no. of shares of the company, assuming full conversion of the convertible securities
Held by promoter/promoter group	0	0	0
Held by public	0	0	0
Total	0	0	0
Warrants:-	No. of warrants	As a % of total no. of warrants	As a % of total no. of shares of the company, assuming full conversion of warrants
Held by promoter/promoter group	0	0	0
Held by public	0	0	0
Total	0	0	0
Total paid-up capital of the company, assuming full conversion of warrants and convertible securities	23726661		100

Kushal Surani



Statement Showing Shareholding Pattern								
Category code	Category of Shareholder	Number of Shareholders	Table (I)(a)		Total shareholding as a percentage of total number of shares		Shares Pledged or otherwise encumbered	
			Total number of shares	Number of shares held in dematerialized form	As a percentage of (A+B) ¹	As a percentage of (A+B+C)	Number of shares	As a percentage
			(IV)	(V)				
(I)	(II)	(III)	(IV)	(V)	(VI)	(VII)	(VIII)	(IX)=(VIII/(IV)*100
(A)	Shareholding of Promoter and Promoter Group²							
1	Indian							
(a)	Individuals/ Hindu Undivided Family	8	15798661	15798661	66.59	66.59	0	0.00
(b)	Central Government/ State Government(s)	0	0	0	0.00	0.00	0	0.00
(c)	Bodies Corporate	0	0	0	0.00	0.00	0	0.00
(d)	Financial Institutions/ Banks	0	0	0	0.00	0.00	0	0.00
(e)	Any Others(Specify)	0	0	0	0.00	0.00	0	0.00
(e-i)								
(e-ii)								
	Sub Total(A)(1)	8	15798661	15798661	66.59	66.59	0	0.00
2	Foreign							
a	Individuals (Non-Residents Individuals/ Foreign Individuals)	0	0	0	0.00	0.00	0.00	0.00
b	Bodies Corporate	0	0	0	0.00	0.00	0.00	0.00
c	Institutions	0	0	0	0.00	0.00	0.00	0.00
d	Qualified Foreign Investor	0	0	0	0.00	0.00	0.00	0.00
e	Any Others(Specify)	0	0	0	0.00	0.00	0.00	0.00
e-i					0.00	0.00	0.00	0.00
e-ii								
	Sub Total(A)(2)	0	0	0	0.00	0.00	0	0.00
	Total Shareholding of Promoter and Promoter Group (A)= (A)(1)+(A)(2)	8	15798661	15798661	66.59	66.59	0	0.00
(B)	Public shareholding							
1	Institutions							
(a)	Mutual Funds/ UTI	0	0	0	0.00	0.00	0.00	0.00
(b)	Financial Institutions/ Banks	0	0	0	0.00	0.00	0.00	0.00
(c)	Central Government/ State Government(s)	0	0	0	0.00	0.00	0.00	0.00
(d)	Venture Capital Funds	0	0	0	0.00	0.00	0.00	0.00
(e)	Insurance Companies	0	0	0	0.00	0.00	0.00	0.00
(f)	Foreign Institutional Investors	0	0	0	0.00	0.00	0.00	0.00
(g)	Foreign Venture Capital Investors	0	0	0	0.00	0.00	0.00	0.00
(h)	Qualified Foreign Investor	0	0	0	0.00	0.00	0.00	0.00
(i)	Any Other (specify)	0	0	0	0.00	0.00	0.00	0.00
(i-i)								
(i-ii)								
	Sub-Total (B)(1)	0	0	0	0.00	0.00	0.00	0.00

Mushboo Surana



B 2	Non-institutions							
(i)	Market Maker	1	20000	20000	0.08	0.08	0	0.00
(a)	Bodies Corporate	20	732153	732153	3.09	3.09	0.00	0.00
(b)	Individuals				0.00	0.00	0.00	0.00
I	Individuals -i. Individual shareholders holding nominal share capital up to Rs. 1 lakh	305	1519747	1519747	6.41	6.41	0.00	0.00
II	ii. Individual shareholders holding nominal share capital in excess of Rs. 1 lakh.	149	5564000	5564000	23.45	23.45	0	0.00
(c)	Qualified Foreign Investor	0	0	0	0.00	0.00	0.00	0.00
(d)	Any Other (specify)				0.00	0.00	0.00	0.00
(d-i)	Clearing Members	4	92100	92100	0.39	0.39	0.00	0.00
(d-ii)								
	Sub-Total (B)(2)	479	7928000	7928000	33.41	33.41	0.00	0.00
(B)	Total Public Shareholding (B)= (B)(1)+(B)(2)	479	7928000	7928000	33.41	33.41	0.00	0.00
	TOTAL (A)+(B)	487	23726661	23726661	100.00	100.00	0.00	0.00
(C)	Shares held by Custodians and against which Depository Receipts have been issued							
1	Promoter and Promoter Group	0	0	0	0	0.00	0.00	0.00
2	Public	0	0	0	0	0.00	0.00	0.00
	Sub-Total (C)	0	0	0	0	0	0	0
	GRAND TOTAL (A)+(B)+(C)	487	23726661	23726661	100.00	100.00	0	0.00

Khusboo Sudani




(1)(b) Statement showing holding of securities (including shares, warrants, convertible securities) of persons belonging to the category "Promoter and Promoter Group"

Sr. No.	Name of the shareholder	Details of Shares held		Encumbered shares (*)			Details of warrants		Details of convertible securities		Total shares (including underlying shares assuming full conversion of warrants and convertible securities) as a % of diluted share capital
		Number of shares held	As a % of grand total (A)+(B)+(C)	No.	As a percentage	As a % of grand total (A)+(B)+(C) of sub-clause (1)(a)	Number of warrants held	As a % total number of warrants of the same class	Number of convertible securities held	As a % total number of convertible securities of the same class	
(i)	(ii)	(iii)	(iv)	(v)	(vi)=(v)/(iii)*100	(vii)	(viii)	(ix)	(x)	(xi)	(xii)
1	NAMRATA SANDEEP AGRAWAL	4622465	19.48	0	0.00	0.00	0.00	0.00	0.00	0.00	0.00
2	TULSIRAM CHIRANJILAL AGRAWAL	2484000	10.47	0	0.00	0.00	0.00	0.00	0.00	0.00	0.00
3	MAHENDRA TULSIRAM AGRAWAL	2270160	9.57	0	0.00	0.00	0.00	0.00	0.00	0.00	0.00
4	PUSHPADEVI TULSIRAM AGRAWAL	2160022	9.10	0	0.00	0.00	0.00	0.00	0.00	0.00	0.00
5	MANOJ TULSIRAM AGRAWAL	2054160	8.66	0	0.00	0.00	0.00	0.00	0.00	0.00	0.00
6	SANDEEP TULSIRAM AGRAWAL	1352340	5.70	0	0.00	0.00	0.00	0.00	0.00	0.00	0.00
7	SANGITA MANOJ AGRAWAL	855360	3.61	0	0.00	0.00	0.00	0.00	0.00	0.00	0.00
8	SUDHA MAHENDRA AGRAWAL	154	0.00	0	0.00	0.00	0.00	0.00	0.00	0.00	0.00
TOTAL		15798661	66.59	0	0.00	0.00	0	0	0	0.00	0.00

(*) The term "encumbrance" has the same meaning as assigned to it in regulation 28(3) of the SAST Regulations, 2011


Kushal Trivedi
Sudane



(I)(c)(i) Statement showing holding of securities (including shares, warrants, convertible securities) of persons belonging to the category "Public" and holding more than 1% of the total number of shares								
Sr. No.	Name of the shareholder	Number of shares held	Shares as a percentage of total number of shares {i.e., Grand Total (A)+(B)+(C) indicated in Statement at para (I)(a) above}	Details of warrants		Details of convertible securities		Total shares (including underlying shares assuming full conversion of warrants and convertible securities) as a % of diluted share capital
				Number of warrants held	As a % total number of warrants of the same class	Number of convertible securities held	% w.r.t total number of convertible securities of the same class	
1	ASHOKKUMAR RAGHURAM THAKKER	472000	1.99	0	0	0	0	1.99
2	PRIYANKABEN RAJESHBHAI BRAMBHATT	440000	1.85	0	0	0	0	1.85
3	SHRENIKBHAI SUDHIRBHAI VIMAVALA	328000	1.38	0	0	0	0	1.38
TOTAL		1240000	5.23	0	0	0	0	5.23


Sushma

Susana



(I)(c)(ii) Statement showing holding of securities (including shares, warrants, convertible securities) of persons (together with PAC) belonging to the category "Public" and holding more than 5% of the total number of shares of the company								
Sr. No.	Name(s) of the shareholder(s) and the Persons Acting in Concert (PAC) with them	Number of shares	Shares as a percentage of total number of shares {i.e., Grand Total (A)+(B)+(C) indicated in Statement at para (I)(a) above}	Details of warrants		Details of convertible securities		Total shares (including underlying shares assuming full conversion of warrants and convertible securities) as a % of diluted share capital
				Number of warrants	As a % total number of warrants of the same class	Number of convertible securities held	% w.r.t total number of convertible securities of the same class	
1								
2								
3								
NIL								
TOTAL		0	0.00	0	0	0	0	0


Ashish Suresh



(II)(a) Statement showing details of Depository Receipts (DRs)

Sr. No.	Type of outstanding DR (ADRs, GDRs, SDRs, etc.)	Number of outstanding DRs	Number of shares underlying outstanding DRs	Shares underlying outstanding DRs as a percentage of total number of shares {i.e., Grand Total (A)+(B)+(C) indicated in Statement at para (I)(a) above}
1				
2				
TOTAL		0	0	0.00

Mushba Surani



Introductory sub-table (I)(a)


Name of the Company: KUSHAL TRADELINK LIMITED

Scrip Code, Name of the scrip, class of security: 536170, KUSHAL, EQUITY

Quarter ended: 30th September 2014


Partly paid-up shares:-	No. of partly paid-up shares	As a % of total no. of partly paid-up shares	As a % of total no. of shares of the company
Held by promoter/promoter group	0	0	0
Held by public	0	0	0
Total	0	0	0
Outstanding convertible securities:-	No. of outstanding securities	As a % of total no. of outstanding convertible securities	As a % of total no. of shares of the company, assuming full conversion of the convertible securities
Held by promoter/promoter group	0	0	0
Held by public	0	0	0
Total	0	0	0
Warrants:-	No. of warrants	As a % of total no. of warrants	As a % of total no. of shares of the company, assuming full conversion of warrants
Held by promoter/promoter group	0	0	0
Held by public	0	0	0
Total	0	0	0
Total paid-up capital of the company, assuming full conversion of warrants and convertible securities	23726661		100

Kushal Surani



Statement Showing Shareholding Pattern								
Category code	Category of Shareholder	Number of Shareholders	Table (I)(a)		Total shareholding as a percentage of total number of shares		Shares Pledged or otherwise encumbered	
			Total number of shares	Number of shares held in dematerialized form	As a percentage of (A+B) ¹	As a percentage of (A+B+C)	Number of shares	As a percentage
			(IV)	(V)	(VI)	(VII)	(VIII)	(IX)=(VIII/(V))*100
(A)	Shareholding of Promoter and Promoter Group ²							
1	Indian							
(a)	Individuals/ Hindu Undivided Family	8	15798661	15798661	66.59	66.59	0	0.00
(b)	Central Government/ State Government(s)	0	0	0	0.00	0.00	0	0.00
(c)	Bodies Corporate	0	0	0	0.00	0.00	0	0.00
(d)	Financial Institutions/ Banks	0	0	0	0.00	0.00	0	0.00
(e)	Any Others(Specify)	0	0	0	0.00	0.00	0	0.00
(e-i)								
(e-ii)								
	Sub Total(A)(1)	8	15798661	15798661	66.59	66.59	0	0.00
2	Foreign							
a	Individuals (Non-Residents Individuals/ Foreign Individuals)	0	0	0	0.00	0.00	0.00	0.00
b	Bodies Corporate	0	0	0	0.00	0.00	0.00	0.00
c	Institutions	0	0	0	0.00	0.00	0.00	0.00
d	Qualified Foreign Investor	0	0	0	0.00	0.00	0.00	0.00
e	Any Others(Specify)	0	0	0	0.00	0.00	0.00	0.00
e-i					0.00	0.00	0.00	0.00
e-ii								
	Sub Total(A)(2)	0	0	0	0.00	0.00	0	0.00
	Total Shareholding of Promoter and Promoter Group (A)= (A)(1)+(A)(2)	8	15798661	15798661	66.59	66.59	0	0.00
(B)	Public shareholding							
1	Institutions							
(a)	Mutual Funds/ UTI	0	0	0	0.00	0.00	0.00	0.00
(b)	Financial Institutions/ Banks	0	0	0	0.00	0.00	0.00	0.00
(c)	Central Government/ State Government(s)	0	0	0	0.00	0.00	0.00	0.00
(d)	Venture Capital Funds	0	0	0	0.00	0.00	0.00	0.00
(e)	Insurance Companies	0	0	0	0.00	0.00	0.00	0.00
(f)	Foreign Institutional Investors	0	0	0	0.00	0.00	0.00	0.00
(g)	Foreign Venture Capital Investors	0	0	0	0.00	0.00	0.00	0.00
(h)	Qualified Foreign Investor	0	0	0	0.00	0.00	0.00	0.00
(i)	Any Other (specify)	0	0	0	0.00	0.00	0.00	0.00
(i-i)								
(i-ii)								
	Sub-Total (B)(1)	0	0	0	0.00	0.00	0.00	0.00

Mushbo Surana



B 2	Non-institutions							
(i)	Market Maker	1	20000	20000	0.08	0.08	0	0.00
(a)	Bodies Corporate	20	732153	732153	3.09	3.09	0.00	0.00
(b)	Individuals				0.00	0.00	0.00	0.00
I	Individuals -i. Individual shareholders holding nominal share capital up to Rs. 1 lakh	305	1519747	1519747	6.41	6.41	0.00	0.00
II	ii. Individual shareholders holding nominal share capital in excess of Rs. 1 lakh.	149	5564000	5564000	23.45	23.45	0	0.00
(c)	Qualified Foreign Investor	0	0	0	0.00	0.00	0.00	0.00
(d)	Any Other (specify)				0.00	0.00	0.00	0.00
(d-i)	Clearing Members	4	92100	92100	0.39	0.39	0.00	0.00
(d-ii)								
	Sub-Total (B)(2)	479	7928000	7928000	33.41	33.41	0.00	0.00
(B)	Total Public Shareholding (B)= (B)(1)+(B)(2)	479	7928000	7928000	33.41	33.41	0.00	0.00
	TOTAL (A)+(B)	487	23726661	23726661	100.00	100.00	0.00	0.00
(C)	Shares held by Custodians and against which Depository Receipts have been issued							
1	Promoter and Promoter Group	0	0	0	0	0.00	0.00	0.00
2	Public	0	0	0	0	0.00	0.00	0.00
	Sub-Total (C)	0	0	0	0	0	0	0
	GRAND TOTAL (A)+(B)+(C)	487	23726661	23726661	100.00	100.00	0	0.00

Khusboo Sudam




(1)(b) Statement showing holding of securities (including shares, warrants, convertible securities) of persons belonging to the category "Promoter and Promoter Group"

Sr. No.	Name of the shareholder	Details of Shares held		Encumbered shares (*)			Details of warrants		Details of convertible securities		Total shares (including underlying shares assuming full conversion of warrants and convertible securities) as a % of diluted share capital
		Number of shares held	As a % of grand total (A)+(B)+(C)	No.	As a percentage	As a % of grand total (A)+(B)+(C) of sub-clause (1)(a)	Number of warrants held	As a % total number of warrants of the same class	Number of convertible securities held	As a % total number of convertible securities of the same class	
(i)	(ii)	(iii)	(iv)	(v)	(vi)=(v)/(iii)*100	(vii)	(viii)	(ix)	(x)	(xi)	(xii)
1	NAMRATA SANDEEP AGRAWAL	4622465	19.48	0	0.00	0.00	0.00	0.00	0.00	0.00	0.00
2	TULSIRAM CHIRANJILAL AGRAWAL	2484000	10.47	0	0.00	0.00	0.00	0.00	0.00	0.00	0.00
3	MAHENDRA TULSIRAM AGRAWAL	2270160	9.57	0	0.00	0.00	0.00	0.00	0.00	0.00	0.00
4	PUSHPADEVI TULSIRAM AGRAWAL	2160022	9.10	0	0.00	0.00	0.00	0.00	0.00	0.00	0.00
5	MANOJ TULSIRAM AGRAWAL	2054160	8.66	0	0.00	0.00	0.00	0.00	0.00	0.00	0.00
6	SANDEEP TULSIRAM AGRAWAL	1352340	5.70	0	0.00	0.00	0.00	0.00	0.00	0.00	0.00
7	SANGITA MANOJ AGRAWAL	855360	3.61	0	0.00	0.00	0.00	0.00	0.00	0.00	0.00
8	SUDHA MAHENDRA AGRAWAL	154	0.00	0	0.00	0.00	0.00	0.00	0.00	0.00	0.00
TOTAL		15798661	66.59	0	0.00	0.00	0	0	0	0.00	0.00


(*) The term "encumbrance" has the same meaning as assigned to it in regulation 28(3) of the SAST Regulations, 2011

Kushal Trivedi
Sudane




(I)(c)(i) Statement showing holding of securities (including shares, warrants, convertible securities) of persons belonging to the category "Public" and holding more than 1% of the total number of shares								
Sr. No.	Name of the shareholder	Number of shares held	Shares as a percentage of total number of shares {i.e., Grand Total (A)+(B)+(C) indicated in Statement at para (I)(a) above}	Details of warrants		Details of convertible securities		Total shares (including underlying shares assuming full conversion of warrants and convertible securities) as a % of diluted share capital
				Number of warrants held	As a % total number of warrants of the same class	Number of convertible securities held	% w.r.t total number of convertible securities of the same class	
1	ASHOKKUMAR RAGHURAM THAKKER	472000	1.99	0	0	0	0	1.99
2	PRIYANKABEN RAJESHBHAI BRAMBHATT	440000	1.85	0	0	0	0	1.85
3	SHRENIKBHAI SUDHIRBHAI VIMAVALA	328000	1.38	0	0	0	0	1.38
TOTAL		1240000	5.23	0	0	0	0	5.23

Sushma
Susama



(I)(c)(ii) Statement showing holding of securities (including shares, warrants, convertible securities) of persons (together with PAC) belonging to the category "Public" and holding more than 5% of the total number of shares of the company								
Sr. No.	Name(s) of the shareholder(s) and the Persons Acting in Concert (PAC) with them	Number of shares	Shares as a percentage of total number of shares {i.e., Grand Total (A)+(B)+(C) indicated in Statement at para (I)(a) above}	Details of warrants		Details of convertible securities		Total shares (including underlying shares assuming full conversion of warrants and convertible securities) as a % of diluted share capital
				Number of warrants	As a % total number of warrants of the same class	Number of convertible securities held	% w.r.t total number of convertible securities of the same class	
1								
2								
3								
NIL								
TOTAL		0	0.00	0	0	0	0	0

Ashish Suresh



(II)(a) Statement showing details of Depository Receipts (DRs)

Sr. No.	Type of outstanding DR (ADRs, GDRs, SDRs, etc.)	Number of outstanding DRs	Number of shares underlying outstanding DRs	Shares underlying outstanding DRs as a percentage of total number of shares {i.e., Grand Total (A)+(B)+(C) indicated in Statement at para (I)(a) above}
1				
2				
TOTAL		0	0	0.00

Mushba Surani

